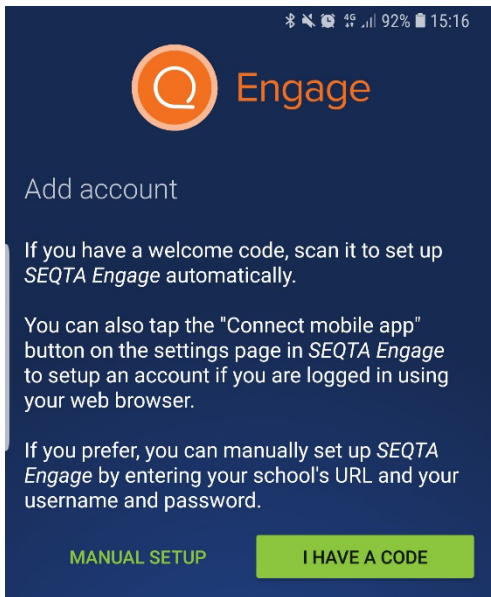
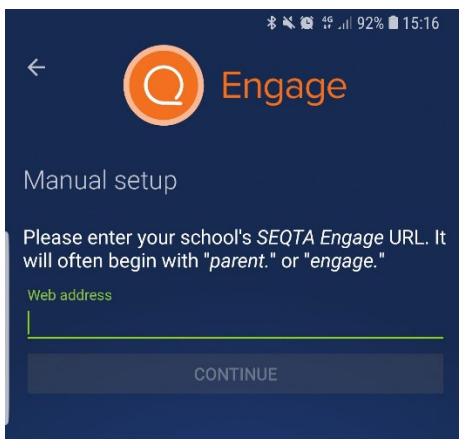


Install SEQTA Engage Mobile App

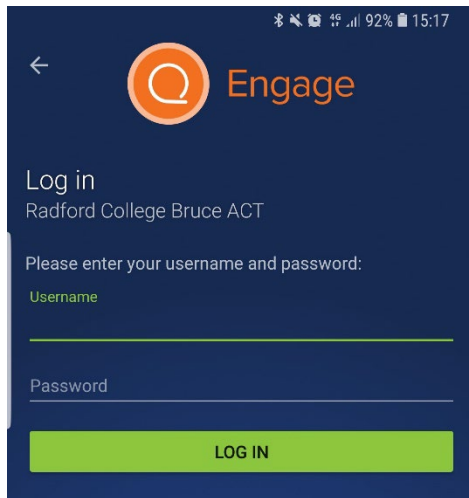
1. Link to download the Android App
<https://play.google.com/store/apps/details?id=com.seqta.android.engage&hl=en>
2. Link to download the iOS App
<https://itunes.apple.com/au/app/seqta-engage/id1143067327?mt=8>
3. Once you have successfully installed the App, click on **Manual Setup**



4. Type in the link engage.radford.act.edu.au on the Web Address bar



5. Type in your Parent [Username](#) and [Password](#). **NB: Please use only the numeric part of your Radford Online user name to log into the app. If you include “@radford.act.edu.au” you are likely to get an error message saying that your user name and password do not match.**



6. Once you have successfully logged in, you will see the [homepage](#) below

